



Sonar User Guide

QR Code

Vaccination Service 2020/21

www.myvaccinations.co.uk

Version 1
Updated 1st September 2020

Table of Contents

- 1.The Sonar Website 3
- 2. Registration & Login 3
 - 2.1 Login access 3
 - 2.2 Multiple Store access 3
 - 2.3 Registration for a new account..... 4
 - 2.4 How to login to Sonar..... 5
- 3. The National Vaccination Service 2020/21..... 6
- 4. QR Code Poster..... 6
- 5. Print & display the poster in your pharmacy 7
- 6. Scanning your QR poster 8
- 7. Booking a vaccination at your pharmacy 8
- 9. Contact Us..... 9

1. The Sonar Website

www.SonarHealth.Org




Image 1: Sonar Health homepage

To access the Sonar system please visit www.sonarhealth.org or www.firstpct.org.

2. Registration & Login

2.1 Login access

Website: www.SonarHealth.Org

The Login link can be found in the top right corner of the SonarHealth or FirstPCT websites.

All users should have their own individual login accounts. If you already have login details from a previous year, please check ahead of time to ensure they work correctly, and you have access to your relevant pharmacy sites.

2.2 Multiple Store access

- If you need access to more than one store please email us ahead of time, so that we can add your new locations to your account. 2-3 working days ahead would be preferable. Please email us at info@sonarinformatics.com, Sonar will need your personal login details (username) as well as the Post code and street address of the store you wish to gain access to. From there we will email you back a form to fill in (it consists of 3 parts for you to fill in, one about yourself, the second about the location you wish to gain access to and the last about the authorising figure who is validating your request for access). Once this form is returned to us (per location you require access to) we will go ahead with some checks and then grant access.

- When you are within the system, you can change (swap) between branches by selecting the “Change location” option at the top right corner of the screen under your displayed username (blue bar) where the current store name and post code is displayed.

- Always double check that you are in the right branch, visible at the top right corner in the system (the blue bar) the store name and post code is displayed.

2.3 Registration for a new account

If you do not have Sonar login details from a previous year or you are new to Sonar, you will have to apply for an account.

- Please select the 'New User? (Sign Up)' link on the top right corner of the webpage to take you to the Sign-Up page displayed below.
- From here you will be asked to fill in this form below first by entering your location/pharmacy postcode in the yellow address bar (where you can select from our database the store you need access to). Then continue to fill out the short form below and lastly press the 'Submit' button.
- This is a manual process and can take up to 2 working days. We will first send you a form (to the email you have provided) (it consists of 3 parts for you to fill in, one about yourself, the second about the location you wish to gain access to and the last about the authorising figure who is validating your request for access). Once this form is returned to us (per location you require access to) we will go ahead with some checks and send an activation code to the pharmacies shared care email address.
- An authorising figure from the pharmacy can then give you the activation code for you to use and activate your account.

Sonar Health

Home London Flu Service London CPCS Service GDPR, Privacy and Cookies Safeguarding Contact Us

Login **New User? (Sign up)**

Sign Up

If you are a new user, feel free to fill-in the following form and be part of the **Sonar Health Care Network!** By signing up you will have access to a range of free NHS enhanced and advanced services like NMS, MUR, Stop Smoking, Repeat Prescriptions, and also some other tools (Calendar, Library, etc) that will help you provide a better service to your patients.

Your Contact Details

Please find your location by entering the name or postcode in the box below and select it from the list that comes up. If not on the list, please free-type your contact info in the boxes below:

Click here and free-type your location name or postcode

First Name: *
Surname: *
Email: *
Mobile:
Phone:

By signing up to **SonarHealth** you declare that the information you have provided is TRUE and you are genuine Advisor/Member of staff at the specified location. Also you agree to The Sonar Informatics [Terms of service](#) and [Privacy policy](#).

I confirm I have read and understood the above.

GDPR Consent

We would like to send you occasional news and offers from Sonar Informatics as well as important alerts and material. For some communication we must be able to reach you for example, for NHS-related services. Please select below, what information you are okay for us to send to you. You can unsubscribe at any time.

NHS Service alerts and service-related news, announcements and material
 Flu Training, travel clinics and vaccinations
 Other training opportunities
 Sonar newsletters
 New product offers

Please enter the text **F X K F O** in the box: **Submit**

Image 2: Sonar registration page for new users

2.4 How to login to Sonar

Please visit www.SonarHealth.Org.

- Click on the 'Login' link on the top right-hand corner of the website homepage to take you to the 'Login' page.
- Once on the 'Login Homepage' please enter your Username, Password and PIN number.
 - Unless otherwise stated, **all details are lowercase with no spaces**
 - Login Method- make sure it is set at 'Pin Number' as you have been issued a PIN
 - PIN- you will be asked for a different set of 3 parts of your 6-digit PIN each time you log in
 - If you have 'Multi-Access' to multiple stores be sure to choose the relevant borough and specific store after you have entered your login details and are prompted to select the site access you require.
- If you have any questions or issues please reply giving details of your issue, your Sonar username & how to contact you (email & telephone /mobile).
- Sonar User Guides can be found on the bottom left corner of this page for help and reference.

Home About us Contact us Cookie policy [Login](#) | [New user? \(Sign up\)](#)

NHS
First PCT

Home Contact

Please call **0208 743 6924** or email to info@sonarinformatics.com if you are unable to login.
Or you can use the [Help / Login support](#) link below and fill in your details and somebody from our team will contact you shortly.

Required browsers: Internet Explorer 8 or Above, FireFox, Google Chrome, Safari, Opera

There is a period of **1 hour of inactivity** before the web site logs you out.

User name
 Password
 Login Method **PIN Number** ▼
 Please provide the following digits of your PIN Number
 2nd 6th 1st

[Forgotten password?](#)

Provide Username, Password and PIN to login

User guides:

- [How to login to Sonar](#)
- [Seasonal Flu - Pharmacy User Guide](#)
- [Seasonal Flu - GPs User Guide](#)
- [London TMIRS - SCR 1Click](#)
- [SCR 1Click - Setup](#)

To access user guides

Image 3: Sonar login page

3. The National Vaccination Service 2020/21

Once you have successfully logged into the Sonar website (www.Sonarhealth.org) and are on your chosen pharmacies homepage (please see the image below), you will be able to select the 'Pharmacy Vaccination Service 2020/21' under the 'NHS Services' tab, to access the service.

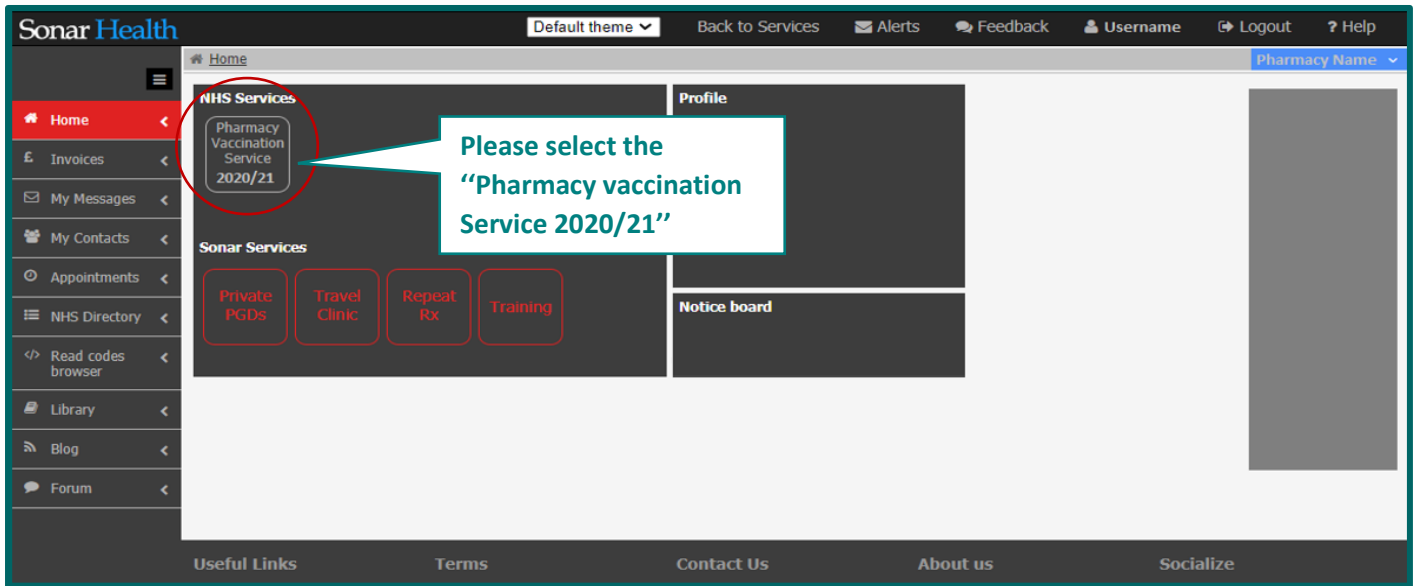


Image 4: Sonar pharmacy homepage

4. QR Code Poster

Once you have selected the 'Pharmacy Vaccination Service 2020/21' under the 'NHS Services' tab, you will be taken to the service homepage. Please see the below image.

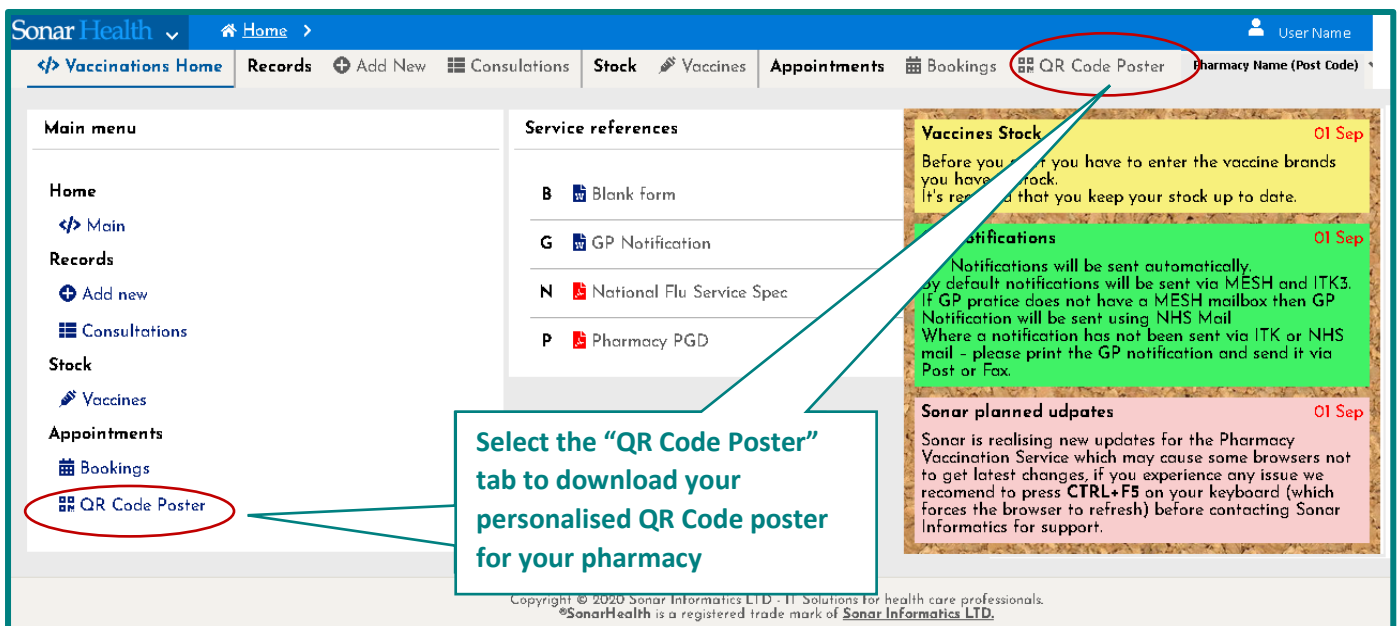


Image 5: QR Code Poster

Sonar has provided each London pharmacy with an individualised QR code that is specific to your pharmacy. You are able to display or distribute it and then patients can scan it and automatically book an appointment at your pharmacy with ease. You can download the QR code poster by selecting the “QR Code Poster” button.

To download your personalised QR code poster, you will need to select the “QR Code Poster” button on the service home page (Image 5) and then select the “Download” button (Image 6) to download and also print the poster.

Once displayed or distributed, members of the public can scan this personalised QR code (from the poster) and book a vaccination appointment at your pharmacy.

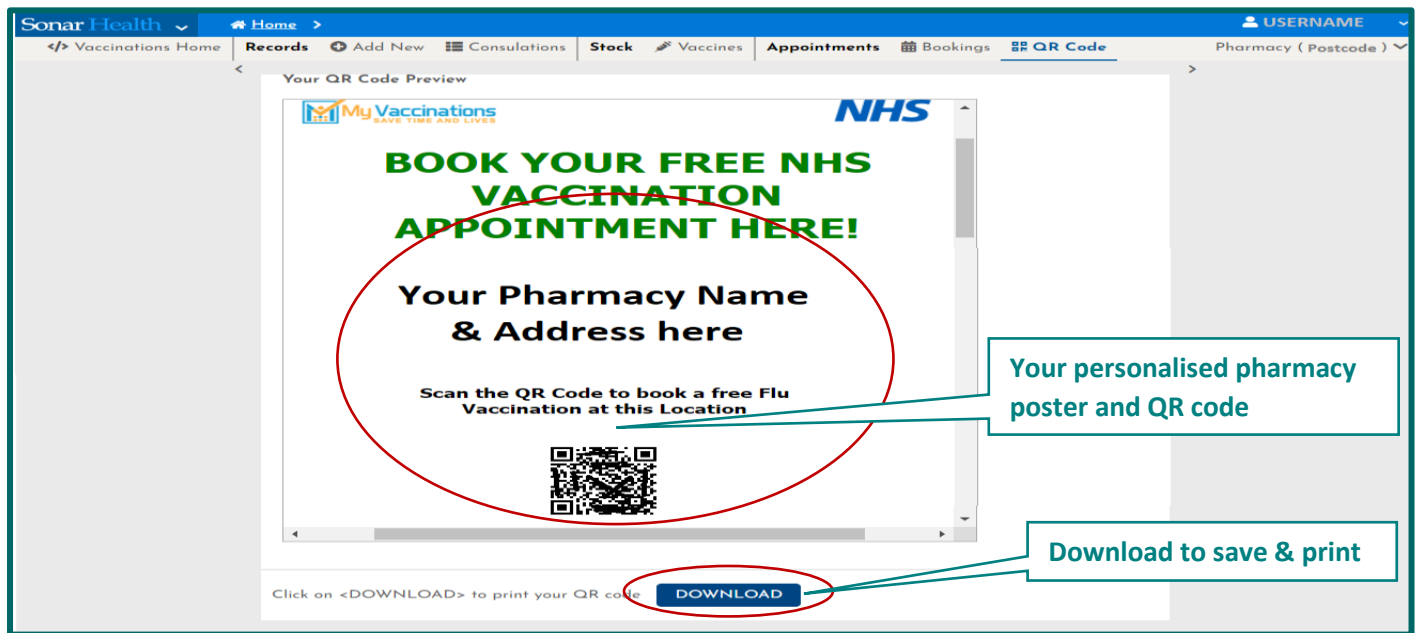


Image 6: QR Code Poster download page

5. Print & display the poster in your pharmacy

You are able to print & display your personalised poster in your pharmacy.



Image 7: A QR Code Poster in a pharmacy window

6. Scanning your QR poster

Your QR poster is ready to be scanned by your patients and members of the public. They will then be able to book a flu vaccination with speed and ease, at your specific pharmacy location.



Image 8: Scanning a QR Code Poster in a pharmacy window & the poster itself

7. Booking a vaccination at your pharmacy

This screen will direct the patient to the booking page so that they can proceed with their booking at your pharmacy.

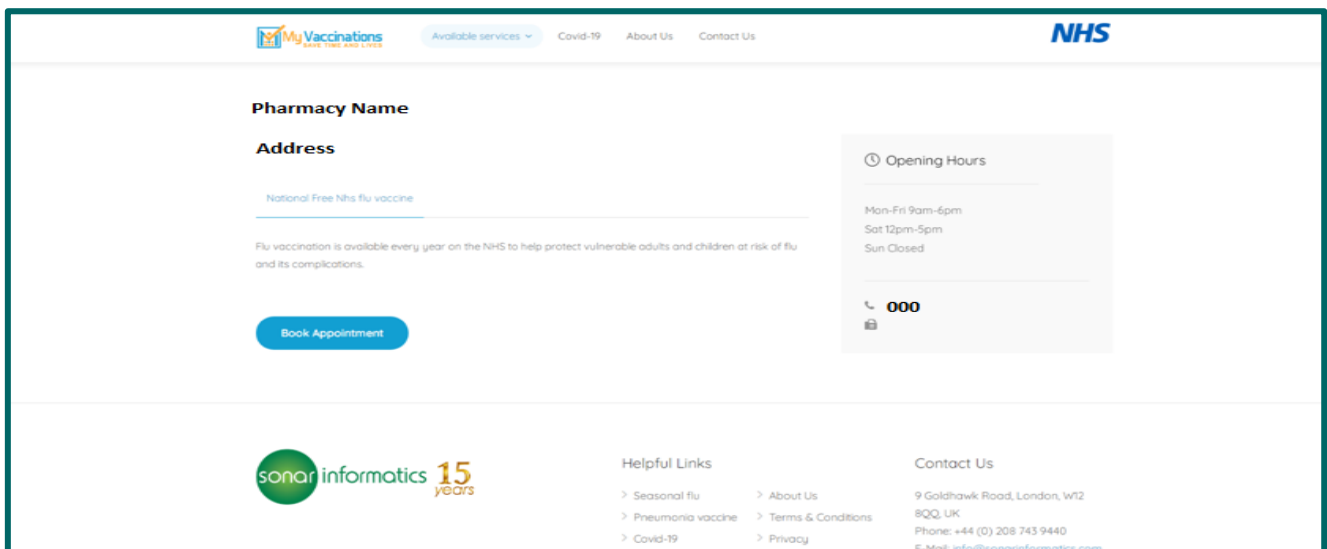





Image 9: Vaccination booking page

9. Contact Us

If you have any queries or need further assistance, please contact Sonar on email at info@sonarinformatics.com.

	Mail - info@sonarinformatics.com
	Phone - +44 (0) 208 743 9440 Monday Friday 9:30am-5pm Saturday 10am-2pm
	Web - www.sonarhealth.org